

Cigna – Medical Account Registration

Customer Service: (800) 244-6224
Login or Registration Support: (800) 853-2713

Group #: 655776

1. Go to www.mycigna.com

2. Login/Register

Customer Login

Username

Password

 [Show](#)

Log In

[Forgot Username](#)

[Forgot Password](#)

Haven't created an account yet?

[Register](#)

[Registrarse en Español](#)

3. Before you begin registration, make sure to have **one** the following.

Before you continue

If you're the **subscriber** (you signed up for the plan through your employer or on your own through a health exchange), you'll need:

- **Your Social Security Number**
- OR Cigna Healthcare ID number (found on the front of your ID card)
- OR Medicare number

If you're the **dependent** (the child or spouse/partner covered under someone else's plan), you'll need:

- Your Social Security Number
- OR Cigna Healthcare ID number (found on the front of your ID card)
- OR the subscriber's Social Security number
- **AND** the subscriber's home ZIP code

For Employee Assistance Program (EAP) or Confide only, you'll need:

- The Employer Name or ID

Make sure:

- You're enrolled in a Cigna plan with coverage based in the United States (International customers should register with [Cigna Envoy](#))
- Your date of birth and ZIP code match what's on file with your employer (if your plan is offered through work)

[Start Registration](#)


4. Enter the requested information and click “Continue”.

Start by entering a few details

First name

Last name

Email Address

Date of Birth 
mm/dd/yyyy


Subscriber's ZIP Code


We may have the subscriber's previous ZIP code on file.


By continuing, you acknowledge that you have read and agree to Cigna's [Terms of Use](#) and [Website Privacy Notice](#).

Continue

Register your myCigna account for easy secure access to your plan benefits.

 Download your digital ID card

 Manage accounts and claims

 Access virtual care resources